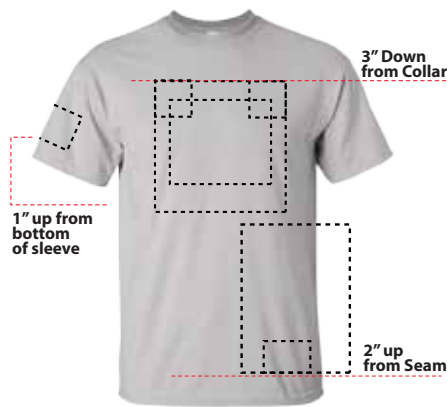


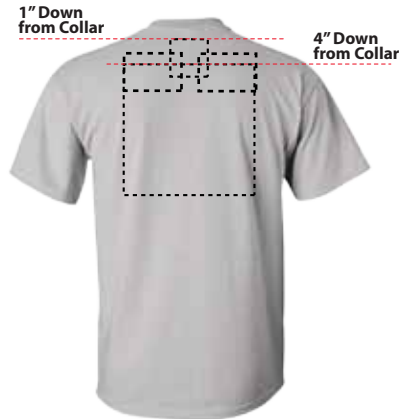
# STANDARD LOCATIONS & SIZES

THIS IS A DIAGRAM OF THE STANDARD PRINT LOCATIONS & DIMENSIONS. THESE ARE APPROXIMATE; AS GARMENT BRANDS AND STYLES DIFFER, SO WE WILL OFTEN HAVE SPECIFIC DIMENSIONS FOR DIFFERENT TYPES GARMENTS. THESE SERVE AS OUR GENERAL PLACEMENT DIMENSIONS, AND CAN BE USED AS A BASIC GUIDE IN UNDERSTANDING WHERE THE IMPRINT WILL BE PLACED.

## STANDARD T-SHIRTS

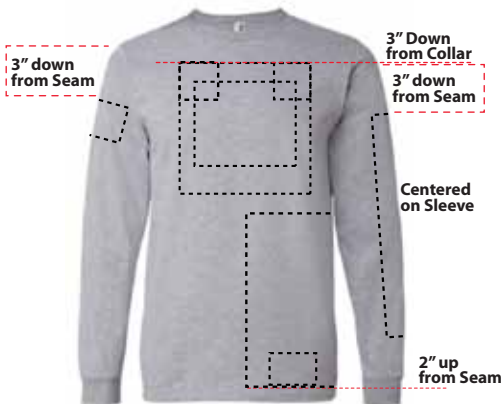


- LEFT/RIGHT CHEST: 3-4" w & 3" DOWN
- FULL FRONT: 12" w & 3" DOWN
- CENTER CHEST: 8" w & 4" DOWN
- BICEP: 3" w & 1" UP
- ON POCKET: 3.5" w & centered
- TAG: 3-4" w & 2" UP
- SIDE WRAP: 12" h & 2" UP



- UPPER BACK TAG: 3" w & 1" DOWN
- FULL BACK: 13" w & 4" DOWN
- BACK SHOULDER: 3-4" w & 2" DOWN

## LONG SLEEVE/THERMAL TEES



- LEFT/RIGHT CHEST: 3-4" w & 3" DOWN
- FULL FRONT: 12" w & 3" DOWN
- CENTER CHEST: 8" w & 4" DOWN
- LONG SLEEVE: 16" h MAX (CENTERED ON SLEEVE)
- ON POCKET: 3.5" w & centered
- TAG: 3-4" w & 2" UP
- SIDE WRAP: 12" h & 2" UP



- UPPER BACK TAG: 3" w & 1" DOWN
- FULL BACK: 13" w & 4" DOWN
- BACK SHOULDER: 3-4" w & 2" DOWN

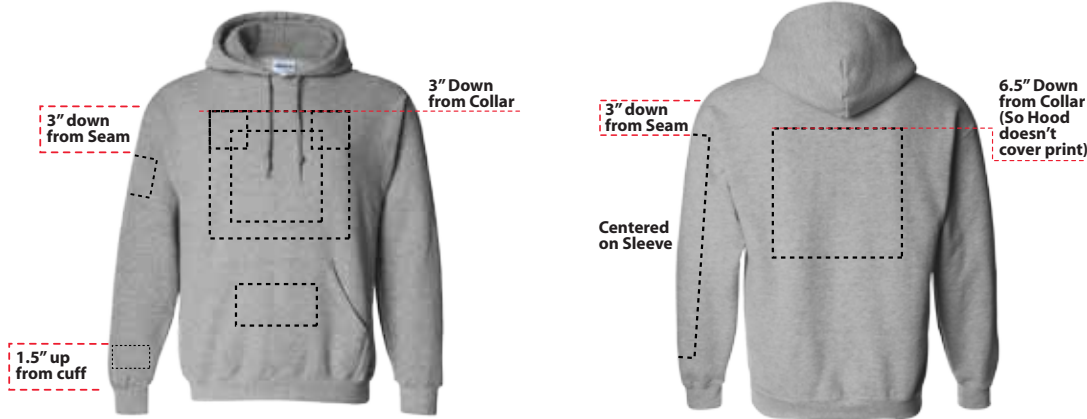
## LOCATION ABBREVIATIONS

- LC = Left Chest
- RC = Right Chest
- LS = Left Sleeve
- RS = Right Sleeve
- FF = Full Front
- FB = Full Back
- CC = Center Chest
- AP = Above Pocket
- OP = On Pocket
- LLS = Left Long Sleeve
- RLS = Right Long Sleeve
- UBT = Upper Back Tag
- LBT = Left Lower Back Tag
- RBT = Right Lower Back Tag
- LFT = Left Front Tag
- RFT = Right Front Tag
- LHP = Left Hip
- RHP = Right Hip
- LLLG = Left Long Leg
- RLLG = Right Long Leg
- REAR = Rear
- LSW = Left Side Wrap
- RSW = Right Side Wrap
- LHD = Left Hoodie Side
- RHD = Right Hoodie Side
- LBCP = Left Bicep
- RBCP = Right Bicep
- LCFF = Left Cuff
- RCFF = Right Cuff
- LSLD = Left Shoulder
- RSLD = Right Shoulder

# STANDARD LOCATIONS & SIZES

THIS IS A DIAGRAM OF THE STANDARD PRINT LOCATIONS & DIMENSIONS. THESE ARE APPROXIMATE; AS GARMENT BRANDS AND STYLES DIFFER, SO WE WILL OFTEN HAVE SPECIFIC DIMENSIONS FOR DIFFERENT TYPES GARMENTS. THESE SERVE AS OUR GENERAL PLACEMENT DIMENSIONS, AND CAN BE USED AS A BASIC GUIDE IN UNDERSTANDING WHERE THE IMPRINT WILL BE PLACED.

## HOODY & ZIP\* UP HOODY



- HOODY FF: 12" w x 8" h & 3" DOWN
- ZIP\* UP FF: 12" w x 12" h & 3" DOWN
- CENTER CHEST\*: 8" w x 8" h & 4" DOWN
- HOODY POCKET: 6" w x 3" h & 1.5" DOWN
- LEFT/RIGHT CHEST: 3-4" w & 3" DOWN
- BICEP: 3.5" w & 3" DOWN
- CUFF: 3.5" w & 1.5" UP
- FULL BACK: 13" w & 6.5" DOWN
- LONG SLEEVE: 16" h MAX (CENTERED ON SLEEVE)

\*Full Zip Full Front/Center Chest prints will have a gap for printing over zipper.

## SWEAT PANTS



- LEFT HIP: 3" w & 7.5" DOWN
- LONG LEG: 18" h UNLESS USING A JUMBO PRINT SIZE
- REAR IMPRINT: 12" w x 6" h

## SHORTS

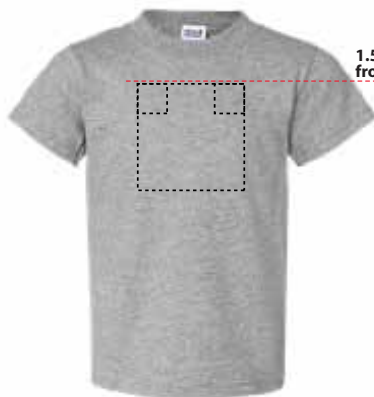


- HIP: 4" w & 3" DOWN
- LEG: 4" w & 2" UP
- REAR IMPRINT: 12" w x 6" h

# STANDARD YOUTH LOCATIONS & SIZES

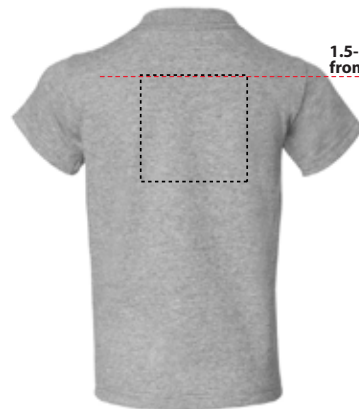
THIS IS A DIAGRAM OF THE STANDARD YOUTH PRINT LOCATIONS & DIMENSIONS. THESE ARE APPROXIMATE; AS GARMENT BRANDS AND STYLES DIFFER, SO WE WILL OFTEN HAVE SPECIFIC DIMENSIONS FOR DIFFERENT TYPES GARMENTS. THESE SERVE AS OUR GENERAL PLACEMENT DIMENSIONS, AND CAN BE USED AS A BASIC GUIDE IN UNDERSTANDING WHERE THE IMPRINT WILL BE PLACED.

## TODDLER & YOUTH TEE\*



1.5-2" Down  
from Collar

- TODDLER FF: 6"w x 5"h & 1.5" DOWN
- TODDLER LC/RC: 2"w & 1.5" DOWN



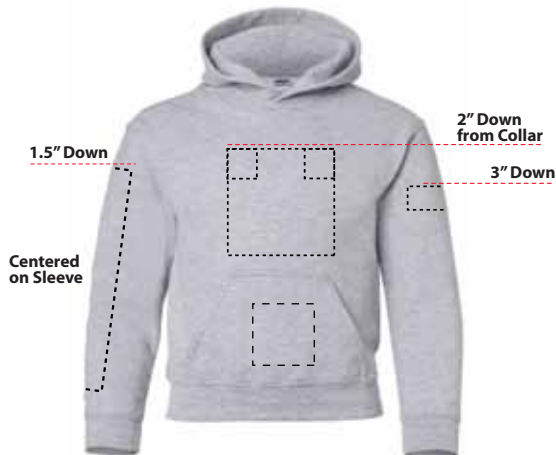
1.5-2.5" Down  
from Collar

- TODDLER FB: 6"w x 6"h & 1.5" DOWN

- YOUTH FF: 8"w x 8" h & 2.5" DOWN
- YOUTH LC/RC: 2.5"w & 2.5" DOWN

- YOUTH FB: 9"w x 10" h & 2.5" DOWN

## YOUTH HOODY\*




2" Down  
from Collar  
3" Down

1.5" Down  
Centered  
on Sleeve

- YOUTH FF: 8"w x 5" h & 2" DOWN
- YOUTH LC/RC: 2"w & 2" DOWN
- YOUTH FB: 10" w x 10"h & 2" Down
- YOUTH SLEEVE: 11" h & 1.5" DOWN
- YOUTH BICEP: 3"w & 3" DOWN
- ON POCKET: 2"w x 2"h CENTERED

## YOUTH FULL ZIP\*\* UP HOODY\*



2" Down  
from Collar  
3" Down

1.5" Down  
Centered  
on Sleeve

- YOUTH FF\*\*: 9"w x 5" h & 2" DOWN\*
- YOUTH RC/LC: 2"w & 2" DOWN
- YOUTH FB: 10"w x 10"h & 2" DOWN
- YOUTH SLEEVE: 11" h & 1.5" DOWN
- YOUTH BICEP: 3"w & 3" DOWN

\*\*Full-Zip Front prints will have a gap for printing over the zipper.

# OTHER STANDARD LOCATIONS

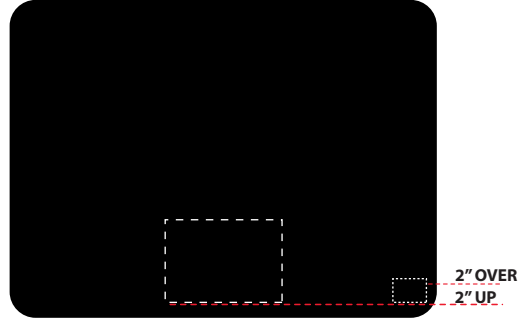
THIS IS A DIAGRAM OF SOME OF THE DIFFERENT PRODUCT PRINT LOCATION DIMENSIONS. THESE ARE APPROXIMATE; GARMENT BRANDS AND STYLES DIFFER, SO WE WILL OFTEN HAVE SPECIFIC DIMENSIONS FOR DIFFERENT TYPES GARMENTS. THESE SERVE AS OUR GENERAL PLACEMENT DIMENSIONS, AND CAN BE USED AS A BASIC GUIDE IN UNDERSTANDING WHERE THE IMPRINT WILL BE PLACED.

## TOTE BAG



- TOTE BAG: 10.5"w x 13"h CENTERED

## BLANKET



- CORNER: 4"w x 4"h & 2"UP 2" OVER FROM EDGE
- CENTERED BOTTOM: 12" x 12" & 2" UP

## GOLF TOWEL



- GOLF TOWEL: 15"w x 10"h CENTERED
- JUMBO IMPRINT: 23.5"w x 13.5"h CENTERED

## APRON



- APRON: 7.5"w and 3" DOWN

## BANDANA



- Bandana: Imprint size 15"w x 15"h centered
- Jumbo Imprint size 18.5"w x 18.5"h centered

## TRUCKER HAT (HEAT TRANSFER)




- HAT: 4"w and CENTERED - HEAT TRANSFER  
Some imprint sizes will be affected by center seam

# WOMEN'S STANDARD LOCATIONS

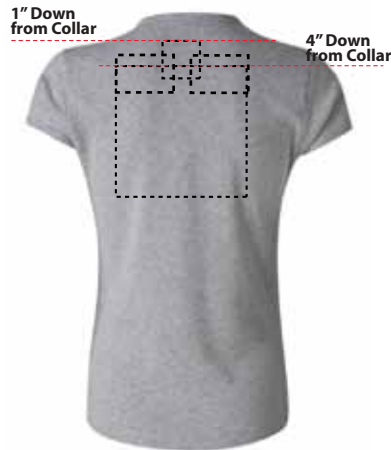


THIS IS A DIAGRAM OF SOME OF THE DIFFERENT WOMEN'S PRINT LOCATION DIMENSIONS. THESE ARE APPROXIMATE; GARMENT BRANDS AND STYLES DIFFER, SO WE WILL OFTEN HAVE SPECIFIC DIMENSIONS FOR DIFFERENT TYPES GARMENTS. THESE SERVE AS OUR GENERAL PLACEMENT DIMENSIONS, AND CAN BE USED AS A BASIC GUIDE IN UNDERSTANDING WHERE THE IMPRINT WILL BE PLACED.

## WOMEN'S TEE



- LEFT/RIGHT CHEST: 2-3"w & 3" DOWN
- FULL FRONT: 10"w & 3" DOWN
- CENTER CHEST: 6"w & 4" DOWN



- UPPER BACK TAG: 3"w & 1" DOWN
- FULL BACK: 11"w & 4" DOWN
- BACK SHOULDER: 3"w & 2" DOWN

## WOMEN'S TANK TOP

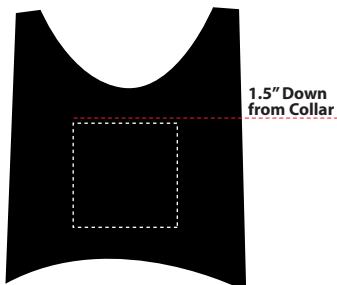


- LEFT CHEST PRINT: 3-4"w and 2" DOWN
- FULL FRONT PRINT: 10"w and 2" DOWN



- UPPER BACK PRINT: 2-3"w and 1-2" DOWN
- FULL BACK PRINT: 10"w

## CROP TOP



- CROP TOP FF/FB: 8"w X 8"h & 1.5" DOWN

## SPORTS BRA



- SPORTS BRA FF: 2.75"h & CENTERED

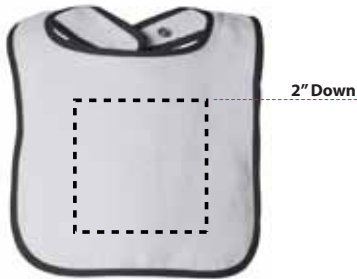
# STANDARD INFANT/MEN'S LOCATIONS



THIS IS A DIAGRAM OF SOME OF THE DIFFERENT INFANT/MENS PRINT LOCATION DIMENSIONS. THESE ARE APPROXIMATE; GARMENT BRANDS AND STYLES DIFFER, SO WE WILL OFTEN HAVE SPECIFIC DIMENSIONS FOR DIFFERENT TYPES GARMENTS. THESE SERVE AS OUR GENERAL PLACEMENT DIMENSIONS, AND CAN BE USED AS A BASIC GUIDE IN UNDERSTANDING WHERE THE IMPRINT WILL BE PLACED.

## INFANT GARMENTS\*


### BIB



- BIB: 4" w and 2" DOWN (styles/shapes vary)

### ONSIE

#### FRONT



#### BACK

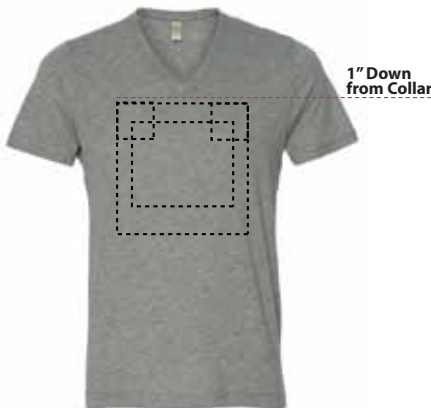


- ONSIE: FF/FB: 4" w x 4" h & 1.5" DOWN
- ONSIE: LC/RC: 2" w & 1.5" DOWN
- ONSIE BUTT: 4" w x 3" h (styles/shapes vary)

\*CPSIA COMPLIANT

## MEN'S SHIRTS

### V-NRCK



- LEFT/RIGHT CHEST: 3-4" w & 1" DOWN
- FULL FRONT: 12" w & 1" DOWN
- CENTER CHEST: 8" w & 2" DOWN

### TANK TOP



- LEFT/RIGHT CHEST: 3-4" w & 1" DOWN
- FULL FRONT: 8" w & 1" DOWN
- CENTER CHEST: 6" w & 2" DOWN

# CPSIA OVERVIEW

Consumer Product Safety Improvement Act of 2008

In order to facilitate meeting the guidelines as established by the CPSIA, Visual Impressions has implemented mandatory procedures that will allow our youth oriented product to be in compliance with this law. We have permanently switched to Epic brand ink for all apparel printing as it meets all criteria for lead and non-phthalate content, while giving us the flexibility and performance needed for our demanding clientele. Visual Impressions has had this ink system tested by an independent lab, and the testing result confirms the compliance objectives outlined by the CPSIA regulations. As required by the law, Visual Impressions prepares and makes available a General Conformity Certificate (GCC) for youth orders.

Another requirement of the CPSIA is the addition of adding a permanent tracking label to all youth apparel. The regulation does not mandate any standards for applying the label, or any guidelines for size or format. The intent is to identify the product should there be a need for a recall, and as Visual Impression is considered the final manufacturer in the supply chain, we are required by law to complete this part of the process. As Visual Impressions is a contract printer, and our business information is proprietary we are using our internal Work Order Number with the Month/Year as the cohort information to precisely identify a product in a recall situation. **To facilitate this we are offering a free method** of adding the tracking label information which will entail adding a small set of numbers underneath one of the print locations. As this can be handled with our art department and doesn't require any extra production effort, we can do this without any additional cost to our customers.

If you feel aesthetically this would not work with your design, we can add the same information somewhere to the inside of the garment on a hem **for an additional \$0.35 per shirt**.

See below for examples.



OPTION 1: FREE TYPE ART - WITH DESIGN.



OPTION 2: FEE TYPE ART (**\$0.35 per shirt**)-  
EXTRA LOCATION. EXAMPLE-INSIDE HEM).

6600 W. Calumet Road | Milwaukee, WI 53223

■ E [sales@visualimp.com](mailto:sales@visualimp.com) ■ P 414 354-9190 | 800 291-8337 ■ F 414 354-9191